

Circular Flush Mount Downlight Colour Change (Series III)

Compact, stylish and energy efficient.



PRODUCT FEATURES

- High efficacy LED chips
- Wide choice of power - 12W, 20W & 38W
- Low-profile, Light-weight, diecast aluminium body
- Recessed low glare thermoplastic opal diffuser
- Switchable CCT change options - 3000K, 4000K, 5500K
- Flex and Plug
- Extendable cut-out with Adapter Plate up to 310mm
- Suitable to most common ceiling cut-out sizes 165 - 185mm, 205 - 220mm or 225-310mm[#]

[#] Using optional 225mm to 310mm cut-out Adaptor

CUSTOMER BENEFITS

- Uniformly distributed comfortable light level at work
- Significant reduction in energy consumption
- Reduced maintenance costs
- Long operating life











CONTRACTOR BENEFITS

- Quick and easy installation
- Easy retro-fit into standard cut-outs in ceilings
- Light Weight for easy handling and installation
- Quality components ensure performance & durability

CFMR3-CC SERIES



SPECIFICATIONS

Power Factor	Colour Temperature	Luminous Efficacy	Beam Angle	Temperature Range	Operating Humidity	Ingress Protection	Colour Rendering	Operating Life	Colour Change
 0.9	 3000K 4000K 5500K	 -120lm/W	 100°	 -20°C +40°C	 <95%	 IP20	 Ra80	 59,000	

Model	Lumen	Nominal Power	Size (mm)	Cut-out (mm)	CCT Options
OPT-CFMR3-6-12W-CC	1440	12W	Ø 195 x 50	Ø 165- Ø 185	3000K / 4000K / 5500K Colour Change-Switchable
OPT-CFMR3-6-20W-CC	2400	20W			
OPT-CFMR3-8-12W-CC	1440	12W	Ø 230 x 50	Ø 205- Ø 220	
OPT-CFMR3-8-20W-CC	2400	20W			
OPT-CFMR3-8-38W-CC	4560	38W			

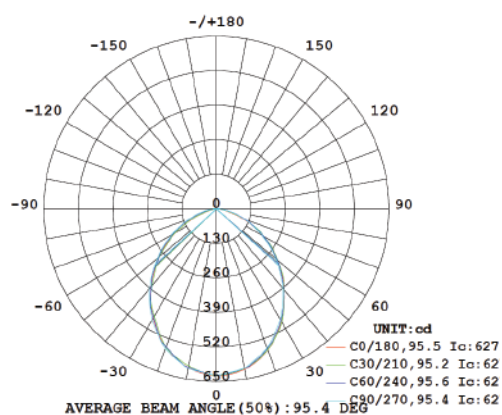
Ø225-Ø310[#] with Adapter Plate)[#]
With Adapter Plate (Ref Accessories Table)

ACCESSORIES

Model	Adapter Plate
OPT-OBCFMR-8-ADP-320	Adapter Plate cut-out 220mm to 310mm (ID Ø215mm, OD Ø320mm)
OPT-OBCFMR-8-ADP-275	Adapter Plate cut-out 185mm to 225mm (ID Ø172mm, OD Ø275mm)



LUMINOUS INTENSITY DISTRIBUTION DIAGRAM



Flux out: 948.2 lm

Height	Eavg, Emax	Angle: 95.35deg	Diameter
1m	244.7, 627.0lx		219.61cm
2m	61.17, 156.81lx		439.23cm
3m	27.19, 69.67lx		658.84cm
4m	15.29, 39.19lx		878.45cm
5m	9.787, 25.08lx		1098.06cm
6m	6.797, 17.42lx		1317.68cm
7m	4.994, 12.80lx		1537.29cm
8m	3.823, 9.798lx		1756.90cm
9m	3.021, 7.741lx		1976.52cm
10m	2.447, 6.270lx		2196.13cm